



Leica ErgonOptic™

Custom solution: Comfort leads to better concentration

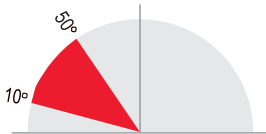
Living up to Life

dentalexcellent
Autoryzowany Partner KaVo Polska

Leica

MICROSYSTEMS

Variable binoculars



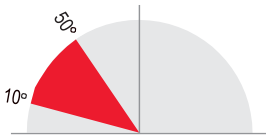

10°-50° UltraLow™ II binocular

The viewing height of the Leica 10°-50° UltraLow™ II binocular is displaced downward, which lowers the overall height of the optics to provide more comfortable viewing. Ideal for microscope configurations that include a long objective lens or stacking accessories, such as ophthalmic laser shutters or stereo inverters, the UltraLow™ II positions the surgeon much closer to the operative site.




30°-150° binocular

Compact, but still variable, the Leica 30°-150° binocular offers flexibility and comfort, and places the surgeon closer to the optical head than any other binocular. This compact binocular can also be used with Leica's stereo observation tube to offer the assistant an even wider variety of positions for increased comfort.



10°-50° binocular

The long eyepiece tubes of the Leica 10°-50° binocular increase the distance between the surgeon and the optical head of the microscope. This extra length enables the surgeon to hold his or her head and back in a more comfortable, erect position.



0°-180° binocular

Capable of varying the viewing angle 180° from one straight plane to another, the Leica 0°-180° binocular is ideal for all microsurgery specialties. For neurosurgery or otology, when the optical head is tilted 45°, the 0°-180° binocular provides a straight trajectory to the surgical site. In other specialties, when the optical head is parallel to the floor, the binocular provides a wide range of viewing heights for surgeon comfort.

The Leica ErgonOptic™ system

Fixed binoculars and accessories



Straight binocular

Most often used when the optical head is steeply tilted, the Leica straight binocular provides a straight viewing trajectory.




ErgoWedge® 5°-25°

Varying the viewing angle of any binocular from 5°-25°, the Leica ErgoWedge® accessory gives the user several different viewing angles for comfortable viewing.



High inclined binocular

An economical binocular with eyepiece tubes permanently fixed at 45°, the Leica high inclined binocular is mostly commonly used with the Leica stereo observer for assistant viewing. It provides a higher working position.



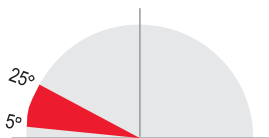
Inclined binocular

An economical binocular with eyepiece tubes permanently fixed at 45°, the Leica inclined binocular is commonly used with the Leica stereo observer for assistant viewing.



ErgoWedge® ±15°

Depending on how it is placed on the optics, the Leica ±15° fixed Wedge accessory increases or decreases the viewing angle of any binocular for additional flexibility and comfort at an affordable price.



5°-25° binocular

The eyepiece tubes of the Leica 5°-25° binocular create a medium distance between the surgeon and the optical head of the microscope. Enabling the surgeon to hold his or her head and back in a more comfortable, erect position – ideal for a microscope setup without many accessories stacking up.

For ideal viewing conditions

Comfort leads to better concentration, and concentration is a key element that leads to the success of every microsurgical procedure. Leica Microsystems knows that every surgeon's needs are different. By offering the widest range of binoculars and adapters of any surgical microscope company, Leica provides custom solutions to meet the unique physical requirements of all surgeons and assistants. Enhanced concentration is the result of an ergonomic surgical microscope design that provides ideal, comfortable viewing conditions.

Flexibility adds to comfort: Leica binoculars are interchangeable with all Leica surgical microscopes.

It's your choice. Select a standard binocular with a particular microscope, or choose from a wide variety of binoculars to create a microscope system that provides the best viewing for you.

You tell us what makes you comfortable, and Leica can configure the perfect system.



“With the user, for the user”

Leica Microsystems

Leica Microsystems operates globally in four divisions, where we rank with the market leaders.

● Life Science Division

The Leica Microsystems Life Science Division supports the imaging needs of the scientific community with advanced innovation and technical expertise for the visualization, measurement, and analysis of microstructures. Our strong focus on understanding scientific applications puts Leica Microsystems' customers at the leading edge of science.

● Industry Division

The Leica Microsystems Industry Division's focus is to support customers' pursuit of the highest quality end result. Leica Microsystems provide the best and most innovative imaging systems to see, measure, and analyze the microstructures in routine and research industrial applications, materials science, quality control, forensic science investigation, and educational applications.

● Biosystems Division

The Leica Microsystems Biosystems Division brings histopathology labs and researchers the highest-quality, most comprehensive product range. From patient to pathologist, the range includes the ideal product for each histology step and high-productivity workflow solutions for the entire lab. With complete histology systems featuring innovative automation and Novocastra™ reagents, Leica Microsystems creates better patient care through rapid turnaround, diagnostic confidence, and close customer collaboration.

● Surgical Division

The Leica Microsystems Surgical Division's focus is to partner with and support surgeons and their care of patients with the highest-quality, most innovative surgical microscope technology today and into the future.

The statement by Ernst Leitz in 1907, “with the user, for the user,” describes the fruitful collaboration with end users and driving force of innovation at Leica Microsystems. We have developed five brand values to live up to this tradition: Pioneering, High-end Quality, Team Spirit, Dedication to Science, and Continuous Improvement. For us, living up to these values means: **Living up to Life.**

Active worldwide

Australia:	North Ryde	Tel. +61 2 8870 3500	Fax +61 2 9878 1055
Austria:	Vienna	Tel. +43 1 486 80 50 0	Fax +43 1 486 80 50 30
Belgium:	Groot Bijgaarden	Tel. +32 2 790 98 50	Fax +32 2 790 98 68
Canada:	Richmond Hill/Ontario	Tel. +1 905 762 2000	Fax +1 905 762 8937
Denmark:	Herlev	Tel. +45 4454 0101	Fax +45 4454 0111
France:	Nanterre Cedex	Tel. +33 811 000 664	Fax +33 1 56 05 23 23
Germany:	Wetzlar	Tel. +49 64 41 29 40 00	Fax +49 64 41 29 41 55
Italy:	Milan	Tel. +39 02 574 861	Fax +39 02 574 03392
Japan:	Tokyo	Tel. +81 3 5421 2800	Fax +81 3 5421 2896
Korea:	Seoul	Tel. +82 2 514 65 43	Fax +82 2 514 65 48
Netherlands:	Rijswijk	Tel. +31 70 4132 100	Fax +31 70 4132 109
People's Rep. of China:	Hong Kong	Tel. +852 2564 6699	Fax +852 2564 4163
Portugal:	Lisbon	Tel. +351 21 388 9112	Fax +351 21 385 4668
Singapore		Tel. +65 6779 7823	Fax +65 6773 0628
Spain:	Barcelona	Tel. +34 93 494 95 30	Fax +34 93 494 95 32
Sweden:	Kista	Tel. +46 8 625 45 45	Fax +46 8 625 45 10
Switzerland:	Heerbrugg	Tel. +41 71 726 34 34	Fax +41 71 726 34 44
United Kingdom:	Milton Keynes	Tel. +44 1908 246 246	Fax +44 1908 609 992
USA:	Bannockburn/Illinois	Tel. +1 847 405 0123	Fax +1 847 405 0164

and representatives in more than 100 countries

THE SURGICAL DIVISION, WITHIN LEICA MICROSYSTEMS (SCHWEIZ) SA, HOLDS THE MANAGEMENT SYSTEM CERTIFICATES FOR THE INTERNATIONAL STANDARDS ISO 9001:2000 / ISO 13485:2003, AND ISO 14001:2004 RELATING TO QUALITY MANAGEMENT, QUALITY ASSURANCE AND ENVIRONMENTAL MANAGEMENT.

